Report to the Board of Education
Matthew Wendel, High School Assistant Principal
November, 2018

Grade	2017-18 Enrollment	2018-19 Enrollment
9	103	102
10	92	93
11	71	84
12	79	70
Total	345	349

Strategic Action Plan Goal	School Improvement Plan Action Step	Progress

2: By June 2017, each student who has achieved mastery will maintain mastery, and the percentage of new students achieving mastery will increase.	• Analyze school-wide data, develop resulting action plans, offer incentive programs, and celebrate successes (MTSS Tier 1).
	• Utilize consistent strategies for behavior management and develop data-based action plans based on those strategies within grade level teams (MTSS Tier 1).
		• MTSS
		  ○ Restorative Justice and Positive School Climate
		  ■ Regular classroom visits to collect data on climate
		  • Recording classroom management data
		  ■ Create HS Restorative Justice Action Plan
		  • Pre-year 1 implementation strategies
		  ○ Referral Procedures
		  ○ Communication with staff and parents about new approaches
		  ■ Multiple referrals positively resolved through Restorative Practices
		  • Utilization of MTSS Aide
		  • Restructured role of Testing Center/ISS/Reflection Room
		  ■ Create Restorative Implementation Team (Second Meeting End of November)
		  ■ Three weeks of Restorative Circles with Freshmen in ELA
		  ■ Continuation of Forum.
		• Building and District Safety
		  ○ Review Evacuation Procedures with combined Middle and High School staffs

	• Share attendance, behavior, and academic data with the school community at various points throughout the year to communicate progress toward shared goals. • Utilize Restorative Practices in response to student behavior	○ Completed all 6 evacuation drills • Transition ○ Working with facilities and teachers to continue a smooth transition ○ Schedules ○ Refine aides, assistants, study hall and lunch supervision to adjust to concerns • Attendance (on-going) ○ Monthly attendance meetings (11/8) ○ Communicating with EduTech to increase the accuracy of attendance reporting ○ Plan Attendance Team meetings and strategies Chorus Practicing in the Foyer (A wonderful treat for us in the office!): Red Ribbon Week, students pledging to stay drug free! Thank you Mrs. Santillo!

Mrs. Landry's Forensic Science Class, crime scene investigation:



Army Recruiter Challenge! Good job ladies!



Office Disciplinary Report Data:

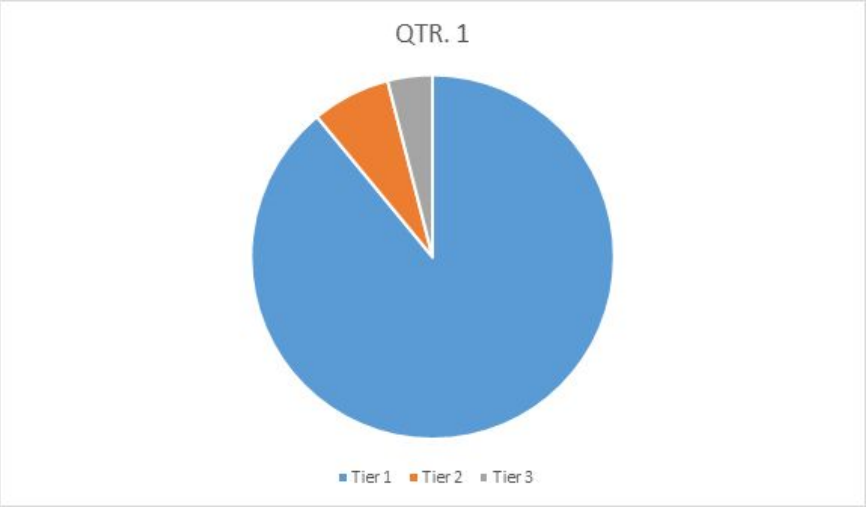

- Tier 1: 2 or less Office Discipline Referrals (ODRs) (311 students)
- Tier 2: 3-5 ODRs (24 students)
- Tier 3: 6+ ODRs (14 students)

Attendance Data:

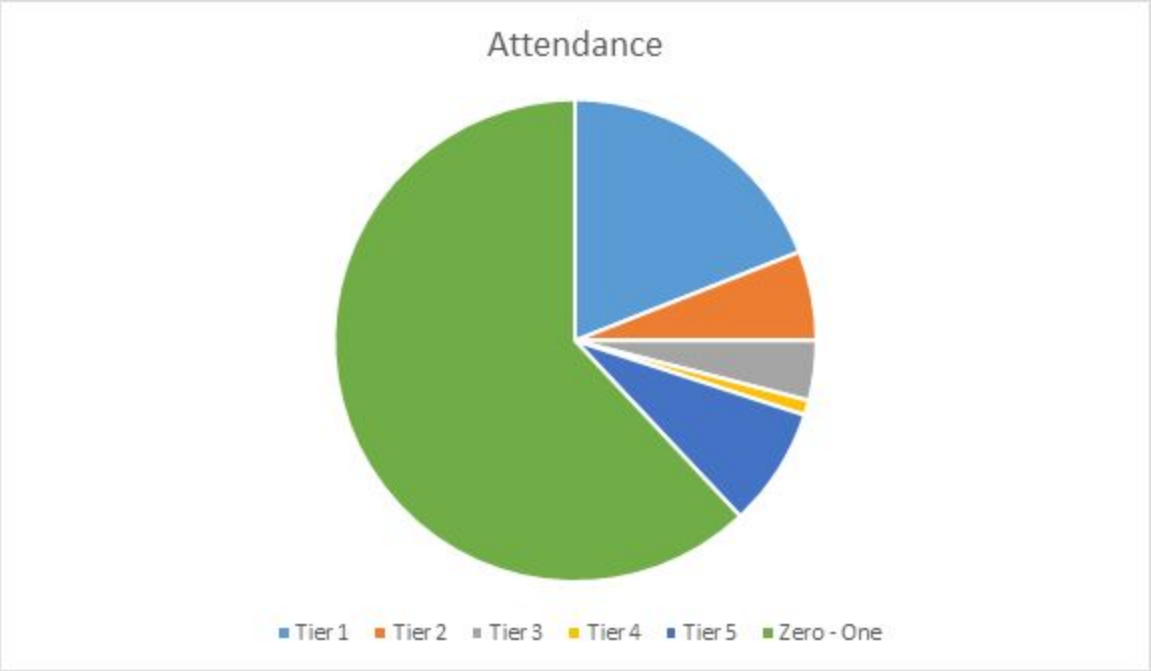

Level 1 – (5%) – (2-3 absence, 67 students)
Level 2 – (8%) – (4 absences, 16 students)
Level 3 – (10%) – (5-6 absences, 15 students)
Level 4 – (15%) –(7-8 absences, 4 students)
Level 5 – (>20%) – (9 or more absences, 29 students)
Zero - One (<5%) - (0-1 absences, 218 students)